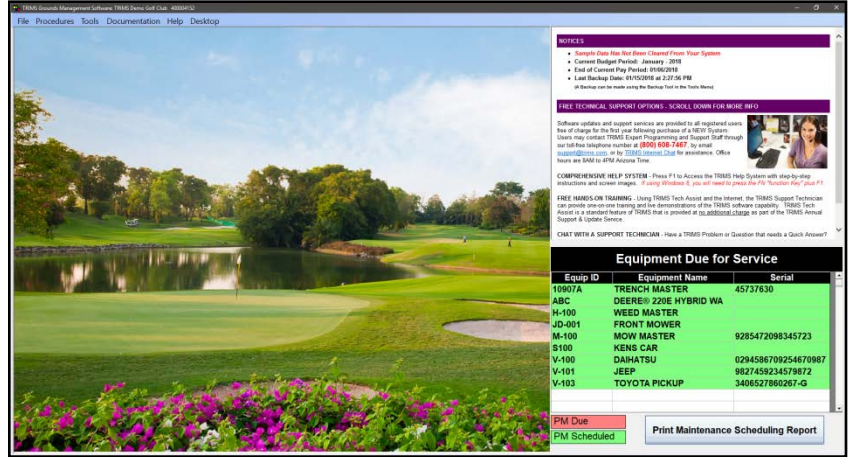


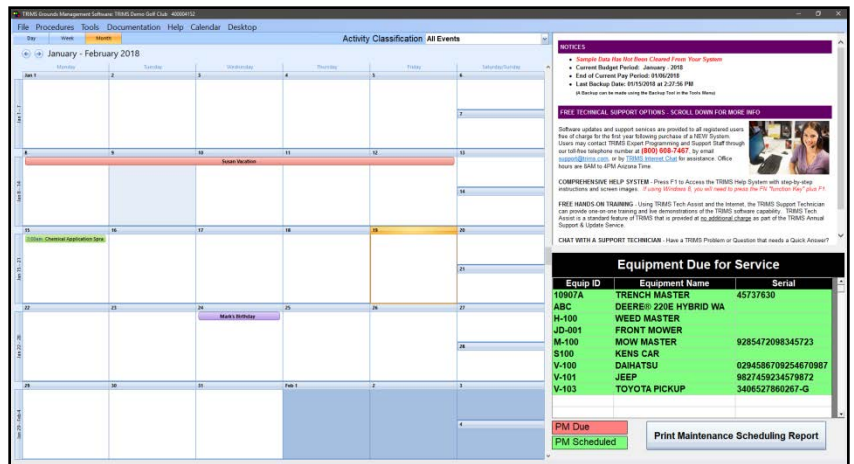
What's New in TRIMS 18

START MENU

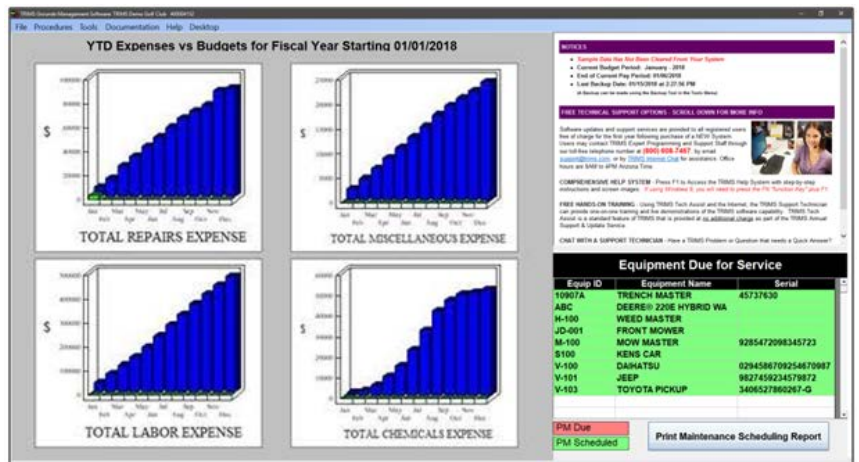
We've added a Desktop Pull Down Toolbar Menu that allows you to display your choice of a Desktop Photo, TRIMS Calendar, or the new Thumbnail Budget Graphs. Pull Down Toolbar Menu font sizes have been enlarged to make the descriptions easier on your eyes.



The **TRIMS Calendar** now has the ability to display All Activities or only those activities within a specific Classification. You can also add your own Custom Activity Classifications.



Thumbnail Budget Graphs allow you to display Year-To-Date bar graphs with Budget Comparisons for up to eight (8) Budget/Expense groups such as Labor Cost, Equipment Repairs, Chemical Expense and more. The Thumbnail Budget Graphs are automatically updated to reflect current Year-to-Date status as you record expense items within TRIMS.



TRIMS HELP MOVIES



Help Movie Icon buttons have been added to the tool bars on many TRIMS procedures. All new Help Movies illustrate how to use the related procedures and make learning TRIMS easier than ever!

BUDGET & EXPENSE TRACKING

TRIMS Budget/Expense Setup has been modified to allow you to define the Budget/Expense Accounts to be included in the Start Menu Thumbnail Graphs and select your preference of Monthly or Year-to-Date graph presentation format.

INVENTORY & PURCHASE ORDERS

Purchase Order Add/Edit screen has been improved. TRIMS now displays additional columns for each line item showing Qty Ordered, Qty Received, Qty Open and Open Amount. You can now see current status of each Purchase Order Line Item.

Line Items				Attached Documents					
X	Stock No	Description	Ordered	Received	Open	Unit	Unit Price	Open Amt	
	F-18-8-18	FERTILIZER 18-8-18	6.00	3.00	3.00	BAG	\$14.00	\$42.00	
	F-21-3-16	FERTILIZER	12.00	12.00	.00	BAG	\$11.50	\$0.00	
	F-25-15-5	FERTILIZER 25-15-5	9.00	5.00	4.00	BAG	\$18.00	\$72.00	
	F-22-0-16	FERTILIZER 22-0-16	14.00	10.00	4.00	BAG	\$14.65	\$58.60	

EQUIPMENT & PROPERTY MAINTENANCE

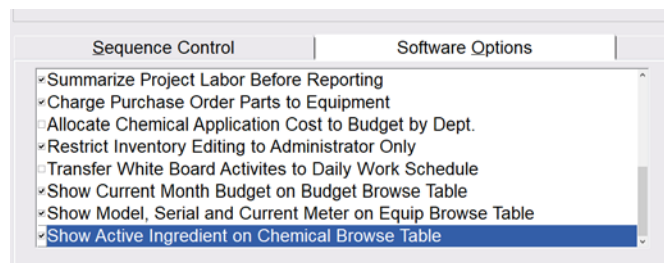
When printing from the Check List Browse Table, the printed **Check List** now includes the recommended spare parts. The recommended spare parts list is also printed at the end of Work Orders generated by the Maintenance Scheduling Report AND will only appear if more than one Work Order Check List has recommended spare parts.

A listing of **Active Work Orders** for all or selected Equipment Groups can now be viewed on TRIMS Cloud.

CHEMICALS & FERTILIZER APPLICATIONS

In response to requests from TRIMS users, we've made a number of improvements to the **Chemicals & Fertilizers** functions:

In the Chemical/Fertilizer Browse Table we give you the option of displaying a column of either the EPA Registration Number or Active Ingredient. This option also allows you to sort by Active Ingredient.



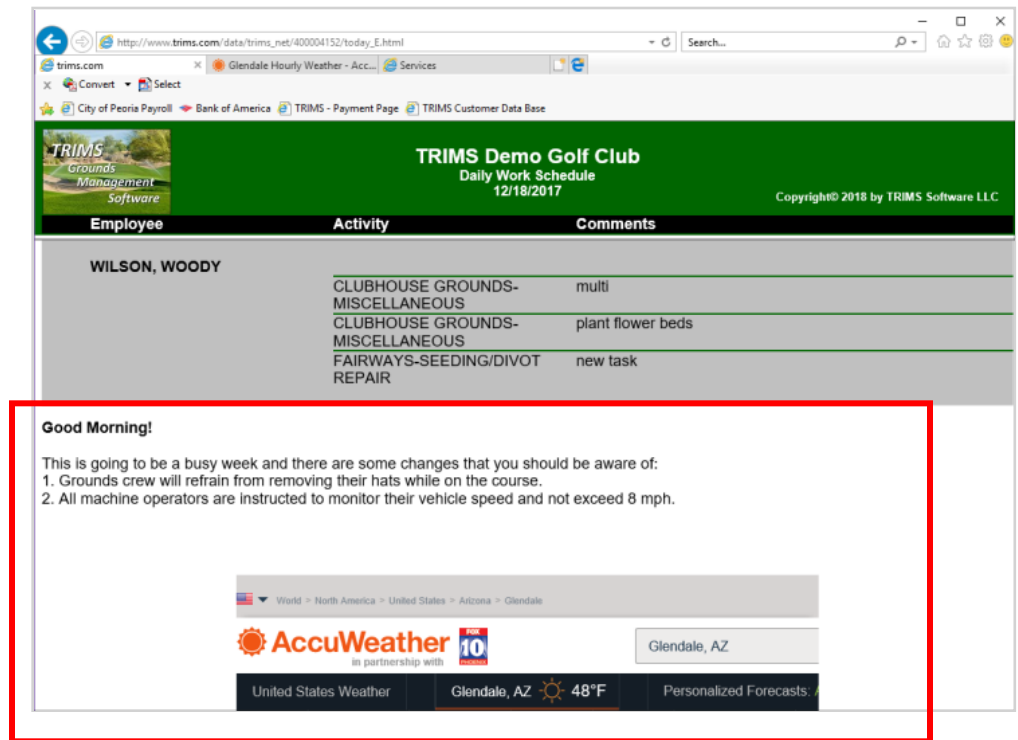
All Spray Applications and Reports have been expanded to include up to **15 products** in a Tank Mix. We've also improved calculations used in recording and reporting Liquid Fertilizer applications.

We've removed the Download SDS & Label Documents function, combined its function with the SDS & Document Viewer and included a more powerful SDS & Label Document internet search tool.

EMPLOYEE WHITE BOARD

Have you started to use the Employee White Board to display work assignments for your work crews? We've added two new features:

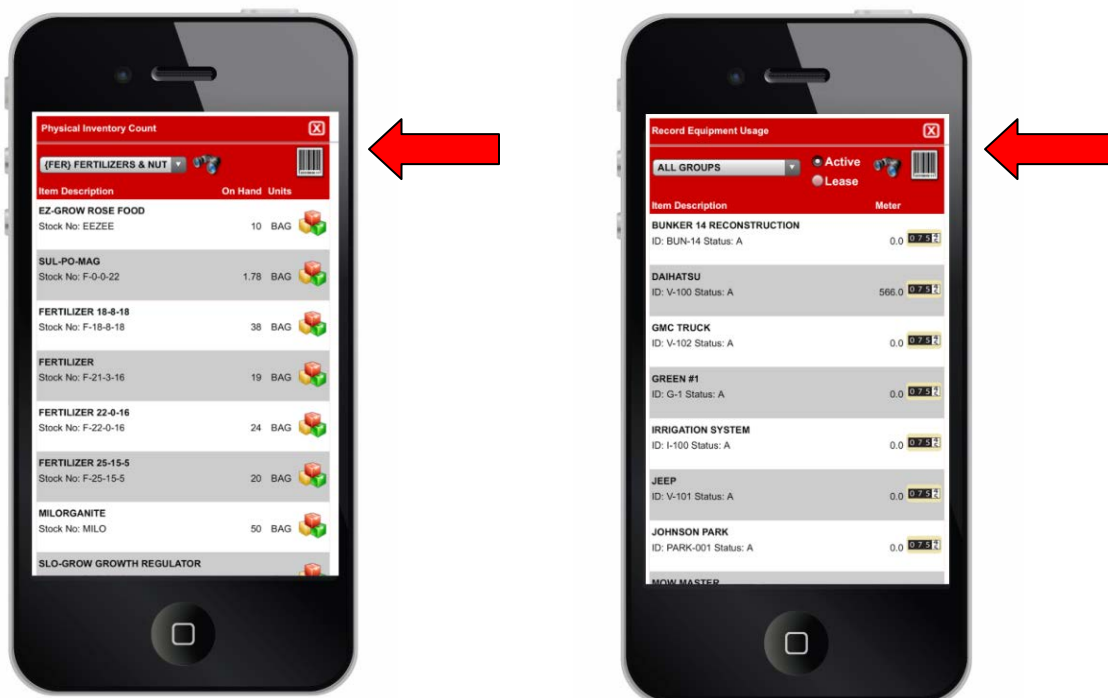
1. A **Note Tool** that gives you the ability to include general notes regarding the day's activities.
2. Ability to display **Current Local Weather** conditions and forecasts from AccuWeather.com or any other web weather source.



TRIMS CLOUD WITH BAR CODING

If you are an Apple IOS User, you can use a Bar Coding App from the Apple store to use with the **TRIMS Cloud**.

The Bar Coding App will let you use your device to scan Inventory Bar Codes for quick recall to your device for data entry. You can also scan Equipment or Property Bar Codes to record Equipment Usage.



TRIMS REPORTS & PRINTERS

Many TRIMS Reports can be exported to Excel – TRIMS 18 improves speed by factor of 15x. TRIMS Custom Report Writer can now export custom reports to Excel. Barcode printing is now formatted for the Dymo 450 Label Writer printer.

NEW COMPUTER WITHOUT A CD DRIVE?

Are you about to get a New Computer and it doesn't have a CD Drive and you don't know how to install TRIMS again? Well TRIMS has a SOLUTION!

You have a couple of options:

1. You can go to another computer to copy the TRIMS CD to a USB thumb drive and install from the thumb drive.
2. **OR, we now have web page** in which you can get a **quick download** of TRIMS for reinstallation. Contact TRIMS Technical Support at (800) 608-7467 ext 1 for the web address. At time of performing the download you will need the following information:

- Registration Name
- Serial Number
- Module Codes
- Activation Code



**Download TRIMS Grounds Management Software®
Version 18 Installer**

Call TRIMS Technical Support if you have any questions (800) 608-7467 ext 1 or Email:
support@trims.com

1. Enter System Registration Information exactly as shown on your TRIMS Registration Certificate.

Registration Name:

Serial Number:

Module Codes:

Activation Code:

2. Select Install Type

Stand Alone (Programs and Data Structure)
 Work Station (Programs Only)
 Server (Data Structure Only)

3. Click Download Installer Button and select Save File when message appears.

Download Installer